



Location: CMA1b - Oil St Community Liaison Centre

Report on 24-hour TSP monitoring

Action Level ($\mu\text{g}/\text{m}^3$) - 176.7

Limit Level ($\mu\text{g}/\text{m}^3$) - 260

Date	Sampling Time	Weather Condition	Filter paper no.	Filter Weight, g		Elapse Time, hr		Sampling Time, hr	Flow Rate, m^3/min			Total Volume, m^3	TSP Level, $\mu\text{g}/\text{m}^3$
				Initial	Final	Initial	Final		Initial, Q_{si}	Final, Q_{sf}	Average		
31-May-12	8:00	Fine	002863	2.7732	2.9368	1094.76	1118.77	24.01	1.09	1.09	1.09	1575	104
7-Jun-12	16:10	Fine	003081	2.8110	2.9116	1138.80	1162.80	24.00	1.18	0.49	0.84	1205	83
12-Jun-12	8:00	Cloudy	003047	2.8055	2.9171	1162.80	1186.79	23.99	1.18	1.18	1.18	1700	66
18-Jun-12	8:00	Cloudy	002821	2.7706	2.8752	1189.79	1213.79	24.00	1.13	1.18	1.16	1665	63
22-Jun-12	8:00	Cloudy	003044	2.7992	2.9059	1216.79	1240.79	24.00	1.00	1.09	1.05	1507	71

* Due to lack of electricity supply, the 24 hr-TSP was rescheduled from 6 June 2012 to 7 June 2012

Report on 1-hour TSP monitoring

Action Level ($\mu\text{g}/\text{m}^3$) - 320.1

Limit Level ($\mu\text{g}/\text{m}^3$) - 500

Date	Sampling Time	Weather Condition	Filter paper no.	Filter Weight, g		Elapse Time, hr		Sampling Time, hr	Flow Rate, m^3/min			Total Volume, m^3	TSP Level, $\mu\text{g}/\text{m}^3$
				Initial	Final	Initial	Final		Initial, Q_{si}	Final, Q_{sf}	Average		
1-Jun-12	8:28	Fine	002828	2.7990	2.8164	1118.77	1119.77	1.00	1.19	1.14	1.16	70	250
1-Jun-12	9:51	Fine	002826	2.7892	2.8017	1119.77	1120.77	1.00	1.16	1.14	1.15	69	181
1-Jun-12	11:00	Fine	002824	2.7813	2.7961	1120.77	1121.77	1.00	1.14	1.14	1.14	68	217
7-Jun-12	13:00	Fine	002853	2.7687	2.7802	1135.80	1136.80	1.00	1.18	1.07	1.12	67	170
7-Jun-12	14:02	Fine	003071	2.8188	2.8295	1136.80	1137.80	1.00	1.34	1.34	1.34	81	133
7-Jun-12	15:05	Fine	003082	2.7908	2.8005	1137.80	1138.80	1.00	1.16	1.18	1.17	70	138
13-Jun-12	8:18	Cloudy	002830	2.7774	2.7811	1186.79	1187.79	1.00	1.18	1.16	1.17	70	53
13-Jun-12	9:31	Cloudy	002911	2.7561	2.7596	1187.79	1188.79	1.00	1.18	1.18	1.18	71	49
13-Jun-12	10:39	Cloudy	002589	2.7634	2.7661	1188.79	1189.79	1.00	1.20	1.18	1.19	72	38
19-Jun-12	8:11	Cloudy	002819	2.7891	2.7940	1213.79	1214.79	1.00	1.18	1.18	1.18	71	69
19-Jun-12	9:29	Cloudy	002816	2.7864	2.7897	1214.79	1215.79	1.00	1.18	1.22	1.20	72	46
19-Jun-12	10:31	Cloudy	002813	2.7495	2.7552	1215.79	1216.79	1.00	1.20	1.18	1.19	71	80
25-Jun-12	8:45	Fine	003039	2.8025	2.8120	1240.79	1241.79	1.00	1.19	1.19	1.19	71	133
25-Jun-12	9:52	Fine	003037	2.8194	2.8309	1241.79	1242.79	1.00	1.19	1.19	1.19	71	161
25-Jun-12	10:55	Fine	003035	2.7969	2.8091	1242.79	1243.79	1.00	1.19	1.19	1.19	71	171



Location: CMA2a - Causeway Bay Community Centre

Report on 24-hour TSP monitoring
Action Level ($\mu\text{g}/\text{m}^3$) - 169.5
Limit Level ($\mu\text{g}/\text{m}^3$) - 260

Date	Sampling Time	Weather Condition	Filter paper no.	Filter Weight, g		Elapse Time, hr		Sampling Time, hr	Flow Rate, m^3/min			Total Volume, m^3	TSP Level, $\mu\text{g}/\text{m}^3$
				Initial	Final	Initial	Final		Initial, Q_{si}	Final, Q_{sf}	Average		
31-May-12	8:00	Fine	002864	2.7717	2.8976	10819.32	10843.32	24.00	1.36	1.40	1.38	1985	63
6-Jun-12	8:00	Fine	002855	2.7604	2.8848	10846.36	10870.36	24.00	1.40	1.40	1.40	2013	62
12-Jun-12	8:00	Cloudy	003070	2.8185	2.9679	10873.36	10897.35	23.99	1.42	1.42	1.42	2045	73
19-Jun-12	8:00	Cloudy	002820	2.7879	2.8817	10900.35	10924.35	24.00	1.42	1.42	1.42	2042	46
22-Jun-12	8:00	Cloudy	003043	2.7996	2.9730	10927.35	10951.35	24.00	1.36	1.38	1.37	1969	88

* Due to lack of electricity supply, the 24 hr-TSP was rescheduled from 18 June 2012 to 19 June 2012

Report on 1-hour TSP monitoring
Action Level ($\mu\text{g}/\text{m}^3$) - 323.4
Limit Level ($\mu\text{g}/\text{m}^3$) - 500

Date	Sampling Time	Weather Condition	Filter paper no.	Filter Weight, g		Elapse Time, hr		Sampling Time, hr	Flow Rate, m^3/min			Total Volume, m^3	TSP Level, $\mu\text{g}/\text{m}^3$
				Initial	Final	Initial	Final		Initial, Q_{si}	Final, Q_{sf}	Average		
1-Jun-12	8:50	Fine	002827	2.7880	2.7979	10843.32	10844.32	1.00	1.40	1.40	1.40	84	118
1-Jun-12	10:00	Fine	002825	2.7794	2.7903	10844.32	10845.32	1.00	1.40	1.40	1.40	84	130
1-Jun-12	11:00	Fine	002823	2.7827	2.7948	10845.36	10846.36	1.00	1.40	1.40	1.40	84	144
7-Jun-12	8:00	Fine	002854	2.7796	2.7847	10870.36	10871.36	1.00	1.35	1.35	1.35	81	63
7-Jun-12	9:17	Fine	002852	2.7830	2.7900	10871.36	10872.36	1.00	1.40	1.40	1.40	84	83
7-Jun-12	11:00	Fine	002851	2.7834	2.7922	10872.36	10873.36	1.00	1.40	1.40	1.40	84	105
13-Jun-12	8:29	Cloudy	002912	2.7722	2.7758	10897.35	10898.35	1.00	1.35	1.40	1.37	82	44
13-Jun-12	9:41	Cloudy	002590	2.7306	2.7360	10898.35	10899.35	1.00	1.35	1.42	1.39	83	65
13-Jun-12	10:48	Cloudy	002588	2.7703	2.7789	10899.35	10900.35	1.00	1.40	1.42	1.41	84	102
19-Jun-12	8:23	Cloudy	002818	2.7907	2.7962	10924.35	10925.35	1.00	1.35	1.39	1.37	82	67
19-Jun-12	9:34	Cloudy	002815	2.7561	2.7629	10925.35	10926.35	1.00	1.35	1.42	1.38	83	82
19-Jun-12	10:39	Cloudy	003046	2.8002	2.8068	10926.35	10927.35	1.00	1.39	1.39	1.39	84	79
25-Jun-12	8:35	Fine	003040	2.7870	2.8034	10951.35	10952.35	1.00	1.38	1.38	1.38	83	198
25-Jun-12	9:40	Fine	003038	2.8096	2.8250	10952.35	10953.35	1.00	1.42	1.38	1.40	84	183
25-Jun-12	10:45	Fine	003036	2.8092	2.8258	10953.35	10954.35	1.00	1.42	1.38	1.40	84	198



Location: CMA3a - CWB PRE Site Office Area

Report on 24-hour TSP monitoring
 Action Level ($\mu\text{g}/\text{m}^3$) - 171
 Limit Level ($\mu\text{g}/\text{m}^3$) - 260

Date	Sampling Time	Weather Condition	Filter paper no.	Filter Weight, g		Elapse Time, hr		Sampling Time, hr	Flow Rate, m^3/min			Total Volume, m^3	TSP Level, $\mu\text{g}/\text{m}^3$
				Initial	Final	Initial	Final		Initial, Q_{si}	Final, Q_{sf}	Average		
31-May-12	8:00	Fine	002716	2.8030	2.9592	11514.85	11538.86	24.01	1.52	1.59	1.55	2236	70
6-Jun-12	8:00	Fine	002885	2.7893	2.9461	11541.86	11565.84	23.98	1.56	1.56	1.56	2244	70
12-Jun-12	8:00	Cloudy	003125	2.7556	2.8897	11568.84	11592.84	24.00	1.51	1.51	1.51	2176	62
18-Jun-12	8:00	Cloudy	003053	2.8004	2.9259	11595.84	11619.84	24.00	1.53	1.51	1.52	2190	57
22-Jun-12	8:00	Cloudy	003003	2.7673	2.9082	11622.84	11646.84	24.00	1.47	1.47	1.47	2123	66

Report on 1-hour TSP monitoring
 Action Level ($\mu\text{g}/\text{m}^3$) - 311.3
 Limit Level ($\mu\text{g}/\text{m}^3$) - 500

Date	Sampling Time	Weather Condition	Filter paper no.	Filter Weight, g		Elapse Time, hr		Sampling Time, hr	Flow Rate, m^3/min			Total Volume, m^3	TSP Level, $\mu\text{g}/\text{m}^3$
				Initial	Final	Initial	Final		Initial, Q_{si}	Final, Q_{sf}	Average		
1-Jun-12	8:27	Cloudy	002645	2.7722	2.7859	11538.86	11539.86	1.00	1.52	1.52	1.52	91	151
1-Jun-12	9:30	Cloudy	002634	2.7888	2.8023	11539.86	11540.86	1.00	1.52	1.52	1.52	91	148
1-Jun-12	10:32	Cloudy	002633	2.7951	2.8080	11540.86	11541.86	1.00	1.47	1.47	1.47	88	146
7-Jun-12	9:48	Fine	003112	2.8143	2.8237	11565.84	11566.84	1.00	1.56	1.51	1.54	92	102
7-Jun-12	10:58	Fine	003137	2.7670	2.7763	11566.84	11567.84	1.00	1.56	1.56	1.56	94	99
7-Jun-12	13:00	Fine	003136	2.7521	2.7627	11567.84	11568.84	1.00	1.56	1.56	1.56	94	113
13-Jun-12	9:33	Cloudy	003059	2.8001	2.8036	11592.84	11593.84	1.00	1.49	1.49	1.49	89	39
13-Jun-12	10:44	Cloudy	003057	2.8033	2.8094	11593.84	11594.84	1.00	1.51	1.51	1.51	91	67
13-Jun-12	13:00	Cloudy	003056	2.7818	2.7875	11594.84	11595.84	1.00	1.51	1.51	1.51	91	63
19-Jun-12	13:32	Cloudy	003009	2.7496	2.7584	11619.84	11620.84	1.00	1.46	1.46	1.46	88	100
19-Jun-12	14:42	Cloudy	003007	2.7536	2.7624	11620.84	11621.84	1.00	1.51	1.46	1.48	89	99
19-Jun-12	15:49	Cloudy	003006	2.7760	2.7842	11621.84	11622.84	1.00	1.46	1.46	1.46	88	94
25-Jun-12	8:41	Fine	002473	2.7063	2.7245	11646.84	11647.84	1.00	1.47	1.47	1.47	88	206
25-Jun-12	9:43	Fine	002471	2.7490	2.7675	11647.84	11648.84	1.00	1.47	1.47	1.47	88	209
25-Jun-12	10:45	Fine	002261	2.8022	2.8213	11648.84	11649.84	1.00	1.47	1.47	1.47	88	216



Location: CMA4a - SPCA

Report on 24-hour TSP monitoring

Action Level ($\mu\text{g}/\text{m}^3$) - 171.2
Limit Level ($\mu\text{g}/\text{m}^3$) - 260

Date	Sampling Time	Weather Condition	Filter paper no.	Filter Weight, g		Elapse Time, hr		Sampling Time, hr	Flow Rate, m^3/min			Total Volume, m^3	TSP Level, $\mu\text{g}/\text{m}^3$
				Initial	Final	Initial	Final		Initial, Q_{si}	Final, Q_{sf}	Average		
31-May-12	8:00	Fine	002717	2.8021	2.9404	15040.14	15064.15	24.01	1.09	1.14	1.12	1607	86
6-Jun-12	8:00	Fine	002886	2.7851	2.8908	15067.15	15091.15	24.00	1.14	1.14	1.14	1638	65
12-Jun-12	8:00	Cloudy	003126	2.7368	2.8703	15094.15	15118.14	23.99	1.14	1.14	1.14	1635	82
18-Jun-12	8:00	Cloudy	003054	2.8166	2.8763	15121.14	15145.14	24.00	0.83	0.83	0.83	1194	50
22-Jun-12	8:00	Cloudy	003002	2.7527	2.8572	15148.14	15172.14	24.00	1.17	1.17	1.17	1688	62

Report on 1-hour TSP monitoring

Action Level ($\mu\text{g}/\text{m}^3$) - 312.5
Limit Level ($\mu\text{g}/\text{m}^3$) - 500

Date	Sampling Time	Weather Condition	Filter paper no.	Filter Weight, g		Elapse Time, hr		Sampling Time, hr	Flow Rate, m^3/min			Total Volume, m^3	TSP Level, $\mu\text{g}/\text{m}^3$
				Initial	Final	Initial	Final		Initial, Q_{si}	Final, Q_{sf}	Average		
1-Jun-12	8:42	Fine	002889	2.7877	2.7967	15064.15	15065.15	1.00	1.14	1.14	1.14	69	131
1-Jun-12	9:43	Fine	002888	2.7738	2.7816	15065.15	15066.15	1.00	0.99	0.99	0.99	59	131
1-Jun-12	10:45	Fine	002887	2.7855	2.7948	15066.15	15067.15	1.00	1.09	1.14	1.12	67	139
7-Jun-12	9:36	Fine	003113	2.7974	2.8008	15091.15	15092.15	1.00	1.14	1.14	1.14	68	50
7-Jun-12	10:42	Fine	003111	2.7749	2.7800	15092.15	15093.15	1.00	1.14	1.14	1.14	68	75
7-Jun-12	13:00	Fine	003135	2.7559	2.7616	15093.15	15094.15	1.00	1.14	1.14	1.14	68	83
13-Jun-12	9:20	Cloudy	003060	2.7747	2.7802	15118.14	15119.14	1.00	1.16	1.14	1.15	69	80
13-Jun-12	10:30	Cloudy	003058	2.8004	2.8048	15119.14	15120.14	1.00	1.14	1.14	1.14	68	64
13-Jun-12	13:00	Cloudy	003055	2.7997	2.8043	15120.14	15121.14	1.00	1.09	1.14	1.11	67	69
19-Jun-12	13:45	Cloudy	003008	2.7757	2.7805	15145.14	15146.14	1.00	1.11	1.11	1.11	66	72
19-Jun-12	14:52	Cloudy	003005	2.7666	2.7703	15146.14	15147.14	1.00	1.11	1.08	1.10	66	56
19-Jun-12	15:58	Cloudy	003004	2.7634	2.7677	15147.14	15148.14	1.00	1.08	1.08	1.08	65	66
25-Jun-12	8:50	Fine	002474	2.7196	2.7346	15172.14	15173.14	1.00	1.17	1.17	1.17	70	213
25-Jun-12	9:53	Fine	002387	2.8177	2.8330	15173.14	15174.14	1.00	1.17	1.17	1.17	70	218
25-Jun-12	10:57	Fine	002472	2.7317	2.7463	15174.14	15175.14	1.00	1.17	1.17	1.17	70	208



Location: CMA5a - Children Garden opposite to Pedestrian Plaza

Report on 24-hour TSP monitoring

Action Level ($\mu\text{g}/\text{m}^3$) - 181
Limit Level ($\mu\text{g}/\text{m}^3$) - 260

Date	Sampling Time	Weather Condition	Filter paper no.	Filter Weight, g		Elapse Time, hr		Sampling Time, hr	Flow Rate, m^3/min			Total Volume, m^3	TSP Level, $\mu\text{g}/\text{m}^3$
				Initial	Final	Initial	Final		Initial, Q_{si}	Final, Q_{sf}	Average		
31-May-12	8:00	Fine	002829	2.7697	2.9276	16027.43	16051.43	24.00	1.44	1.44	1.44	2071	76
7-Jun-12	17:45	Fine	003127	2.7585	2.8529	16059.94	16083.93	23.99	1.46	1.46	1.46	2104	45
12-Jun-12	8:00	Fine	003011	2.7592	2.9563	16083.93	16107.93	24.00	1.46	1.46	1.46	2104	94
18-Jun-12	8:00	Cloudy	002967	2.7676	2.9076	16110.93	16134.93	24.00	1.46	1.46	1.46	2099	67
22-Jun-12	8:00	Cloudy	003049	2.8341	3.0105	16137.93	16161.93	24.00	1.46	1.46	1.46	2098	84

* Due to lack of electricity supply, the 24 hr-TSP was rescheduled from 6 June 2012 to 7 June 2012

Report on 1-hour TSP monitoring

Action Level ($\mu\text{g}/\text{m}^3$) - 332
Limit Level ($\mu\text{g}/\text{m}^3$) - 500

Date	Sampling Time	Weather Condition	Filter paper no.	Filter Weight, g		Elapse Time, hr		Sampling Time, hr	Flow Rate, m^3/min			Total Volume, m^3	TSP Level, $\mu\text{g}/\text{m}^3$
				Initial	Final	Initial	Final		Initial, Q_{si}	Final, Q_{sf}	Average		
1-Jun-12	10:27	Fine	003138	2.7546	2.7703	16051.43	16052.43	1.00	1.47	1.47	1.47	88	178
1-Jun-12	13:00	Fine	003122	2.7536	2.7630	16052.43	16053.43	1.00	1.47	1.47	1.47	88	107
1-Jun-12	14:22	Fine	003120	2.7499	2.7578	16053.43	16054.43	1.00	1.44	1.44	1.44	86	91
7-Jun-12	13:25	Fine	003113	2.7672	2.7790	16056.94	16057.94	1.00	1.41	1.41	1.41	84	140
7-Jun-12	14:48	Fine	003131	2.7516	2.7612	16057.94	16058.94	1.00	1.43	1.43	1.43	86	112
7-Jun-12	16:00	Fine	003132	2.7543	2.7654	16058.94	16059.94	1.00	1.46	1.46	1.46	88	127
13-Jun-12	9:10	Cloudy	003013	2.7530	2.7596	16107.93	16108.93	1.00	1.44	1.44	1.44	86	77
13-Jun-12	13:18	Cloudy	002991	2.7672	2.7729	16108.93	16109.93	1.00	1.46	1.46	1.46	88	65
13-Jun-12	14:24	Cloudy	002989	2.7736	2.7767	16109.93	16110.93	1.00	1.46	1.46	1.46	88	35
19-Jun-12	9:20	Cloudy	003052	2.8073	2.8217	16134.93	16135.93	1.00	1.46	1.46	1.46	87	165
19-Jun-12	10:48	Cloudy	002034	2.8084	2.8236	16135.93	16136.93	1.00	1.46	1.46	1.46	87	174
19-Jun-12	14:59	Cloudy	003024	2.8102	2.8275	16136.93	16137.93	1.00	1.46	1.46	1.46	87	198
25-Jun-12	8:38	Fine	003041	2.8210	2.8324	16162.93	16163.93	1.00	1.46	1.46	1.46	87	130
25-Jun-12	9:55	Fine	003022	2.8228	2.8336	16162.93	16163.93	1.00	1.19	1.19	1.19	71	151
25-Jun-12	10:58	Fine	003020	2.8226	2.8359	16163.93	16164.93	1.00	1.46	1.46	1.46	87	152



Location: MA1e - International Finance Centre (Eastern Wing)

Report on 24-hour TSP monitoring
 Action Level ($\mu\text{g}/\text{m}^3$) - 173.4
 Limit Level ($\mu\text{g}/\text{m}^3$) - 260

Date	Sampling Time	Weather Condition	Filter paper no.	Filter Weight, g		Elapse Time, hr		Sampling Time, hr	Flow Rate, m^3/min			Total Volume, m^3	TSP Level, $\mu\text{g}/\text{m}^3$
				Initial	Final	Initial	Final		Initial, Q_{si}	Final, Q_{sf}	Average		
31-May-12	8:00	Fine	002856	2.7606	2.8509	8721.18	8745.18	24.00	1.30	1.30	1.30	1869	48
6-Jun-12	8:00	Fine	002993	2.7696	2.8584	8748.10	8772.10	24.00	1.29	1.29	1.29	1864	48
12-Jun-12	8:00	Cloudy	003067	2.8102	2.9191	8775.10	8799.10	24.00	1.31	1.30	1.30	1878	58
18-Jun-12	8:00	Cloudy	002878	2.7829	2.8578	8801.85	8825.85	24.00	1.29	1.31	1.30	1875	40
22-Jun-12	8:00	Cloudy	002982	2.7689	2.8789	8828.85	8852.85	24.00	1.30	1.30	1.30	1866	59

Report on 1-hour TSP monitoring

Action Level ($\mu\text{g}/\text{m}^3$) - 325.1
 Limit Level ($\mu\text{g}/\text{m}^3$) - 500

Date	Sampling Time	Weather Condition	Filter paper no.	Filter Weight, g		Elapse Time, hr		Sampling Time, hr	Flow Rate, m^3/min			Total Volume, m^3	TSP Level, $\mu\text{g}/\text{m}^3$
				Initial	Final	Initial	Final		Initial, Q_{si}	Final, Q_{sf}	Average		
1-Jun-12	13:40	Fine	002999	2.7635	2.7709	8745.10	8746.10	1.00	1.24	1.24	1.24	74	100
1-Jun-12	14:50	Fine	002997	2.7802	2.7868	8746.10	8747.10	1.00	1.19	1.26	1.23	74	90
1-Jun-12	15:58	Fine	002995	2.7705	2.7791	8747.10	8748.10	1.00	1.30	1.30	1.30	78	110
7-Jun-12	8:15	Fine	003064	2.8090	2.8131	8772.10	8773.10	1.00	1.27	1.27	1.27	76	54
7-Jun-12	9:20	Fine	003065	2.8198	2.8255	8773.10	8774.10	1.00	1.27	1.27	1.27	76	75
7-Jun-12	10:25	Fine	003068	2.7937	2.7991	8774.10	8775.10	1.00	1.27	1.27	1.27	76	71
13-Jun-12	13:30	Cloudy	002882	2.7812	2.7823	8799.10	8800.10	1.00	1.21	1.21	1.21	73	15
13-Jun-12	14:35	Cloudy	002881	2.7833	2.7842	8800.10	8801.10	1.00	1.25	1.21	1.23	74	12
13-Jun-12	15:38	Cloudy	002880	2.7774	2.7785	8801.10	8802.10	1.00	1.25	1.25	1.25	75	15
19-Jun-12	13:46	Cloudy	002986	2.7632	2.7741	8825.85	8826.85	1.00	1.29	1.29	1.29	78	141
19-Jun-12	15:13	Cloudy	002984	2.7812	2.7900	8826.85	8827.85	1.00	1.29	1.29	1.29	78	114
19-Jun-12	16:52	Cloudy	002983	2.7719	2.7843	8827.85	8828.85	1.00	1.29	1.29	1.29	78	160
25-Jun-12	8:30	Fine	003080	2.8127	2.8230	8852.85	8853.85	1.00	1.30	1.30	1.30	78	132
25-Jun-12	9:35	Fine	003073	2.8123	2.8235	8853.85	8854.85	1.00	1.30	1.30	1.30	78	144
25-Jun-12	10:38	Fine	003074	2.8077	2.8185	8854.85	8855.85	1.00	1.30	1.30	1.30	78	139



Location: MA1w - International Finance Centre (Western Wing)

Report on 24-hour TSP monitoring

Action Level ($\mu\text{g}/\text{m}^3$) - 173.4Limit Level ($\mu\text{g}/\text{m}^3$) - 260

Date	Sampling Time	Weather Condition	Filter paper no.	Filter Weight, g		Elapse Time, hr		Sampling Time, hr	Flow Rate, m^3/min			Total Volume, m^3	TSP Level, $\mu\text{g}/\text{m}^3$
				Initial	Final	Initial	Final		Initial, Q_{si}	Final, Q_{sf}	Average		
31-May-12	8:00	Fine	002865	2.7797	2.8838	11837.72	11861.73	24.01	1.28	1.37	1.33	1913	54
6-Jun-12	8:00	Fine	002994	2.7655	2.8529	11864.73	11888.73	24.00	1.32	1.32	1.32	1908	46
12-Jun-12	8:00	Cloudy	003066	2.7878	2.8813	11891.73	11915.73	24.00	1.41	1.68	1.55	2225	42
18-Jun-12	8:00	Cloudy	002875	2.7938	2.8710	11918.33	11942.33	24.00	1.37	1.19	1.28	1841	42
22-Jun-12	8:00	Cloudy	003072	2.8262	2.9506	11945.97	11969.97	24.00	1.39	1.18	1.29	1854	67

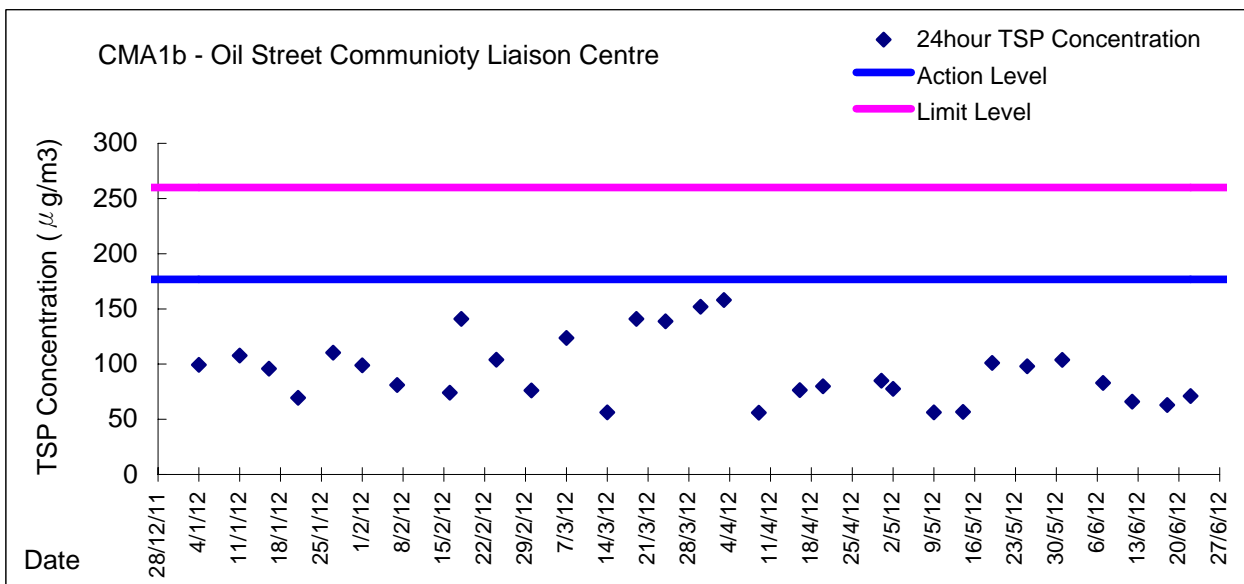
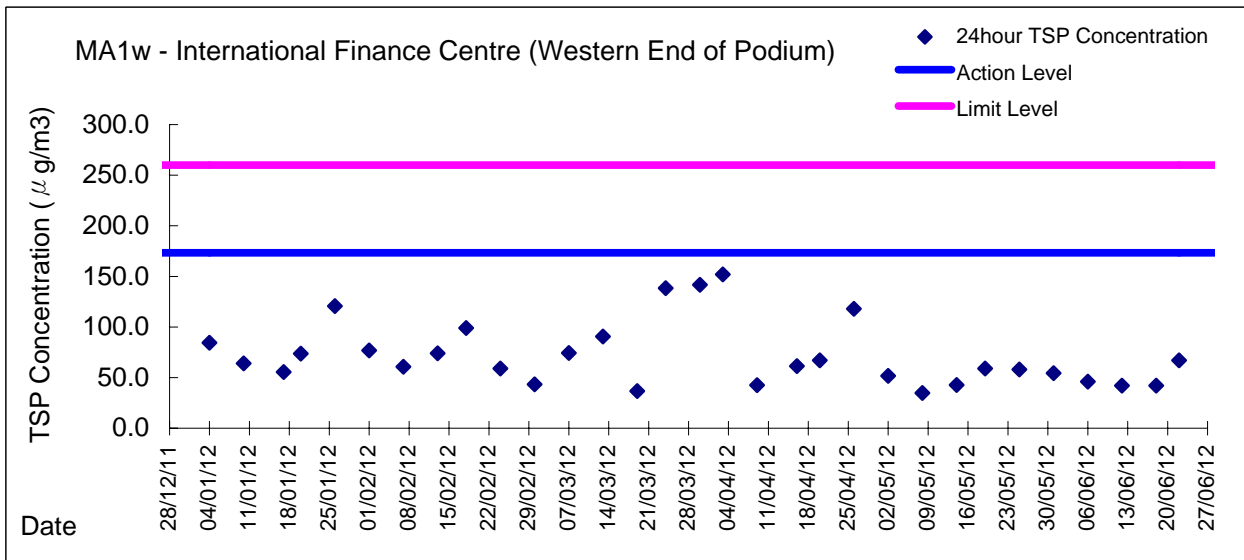
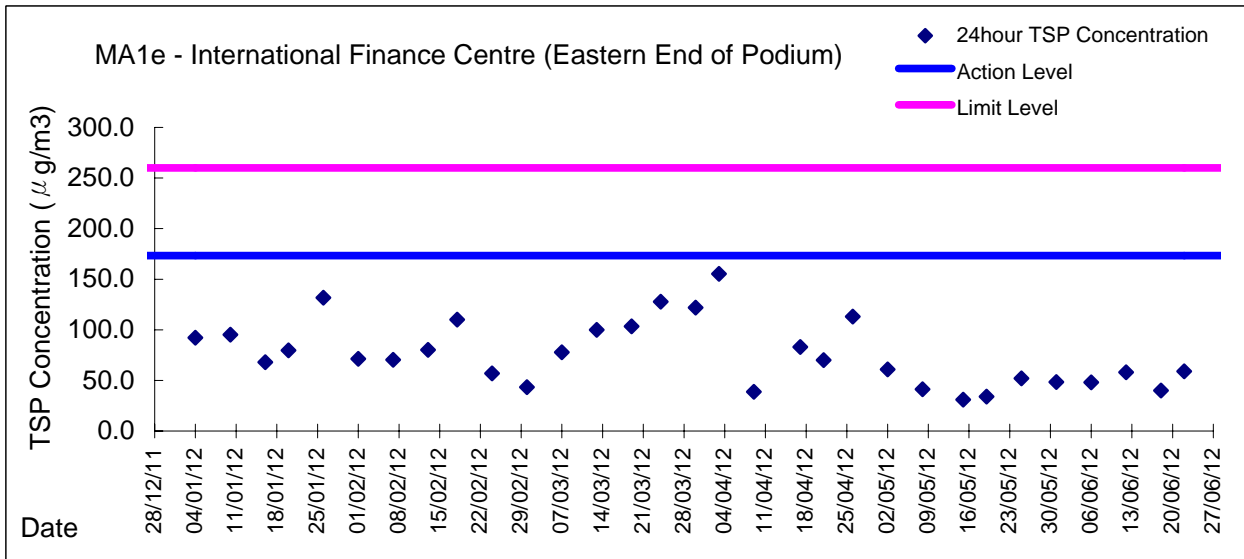
Report on 1-hour TSP monitoring

Action Level ($\mu\text{g}/\text{m}^3$) - 325.1Limit Level ($\mu\text{g}/\text{m}^3$) - 500

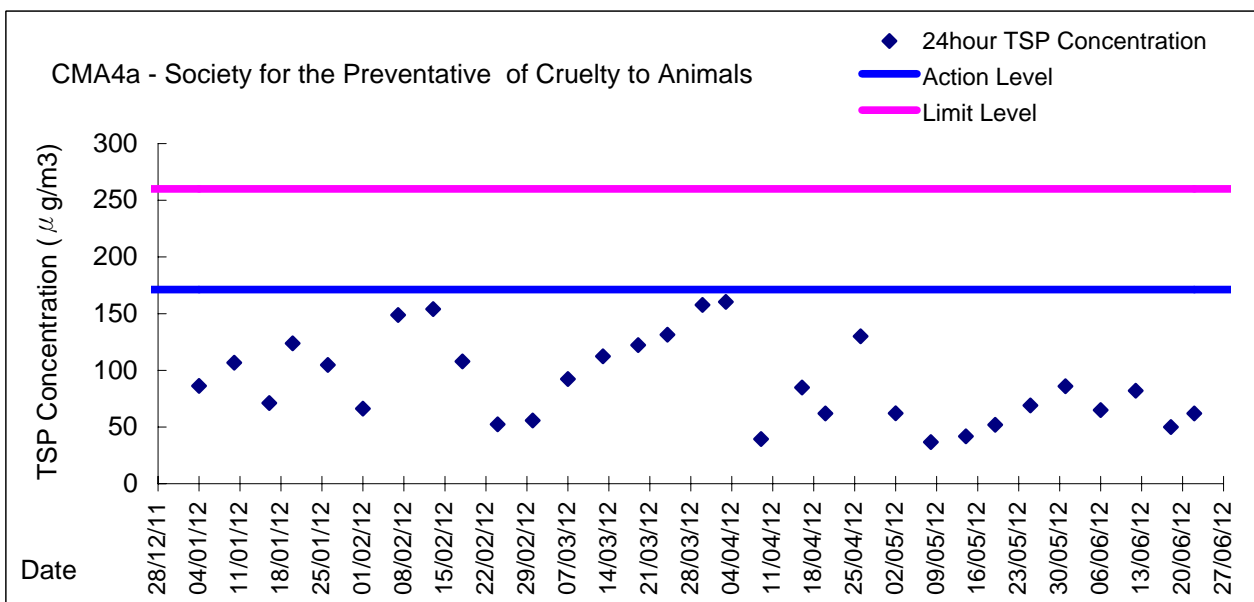
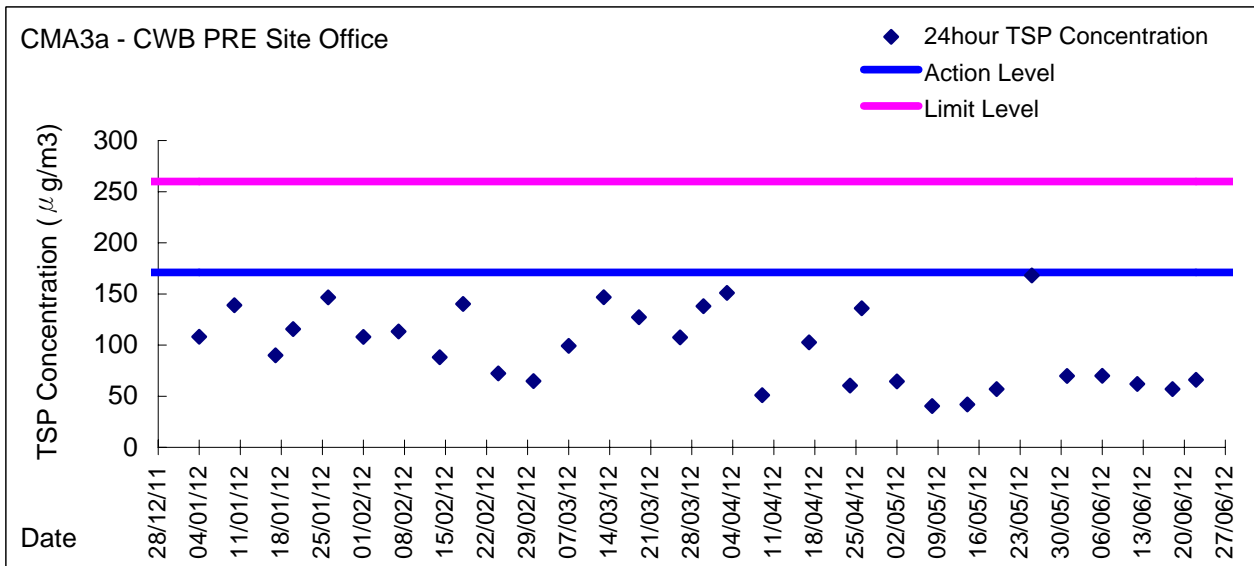
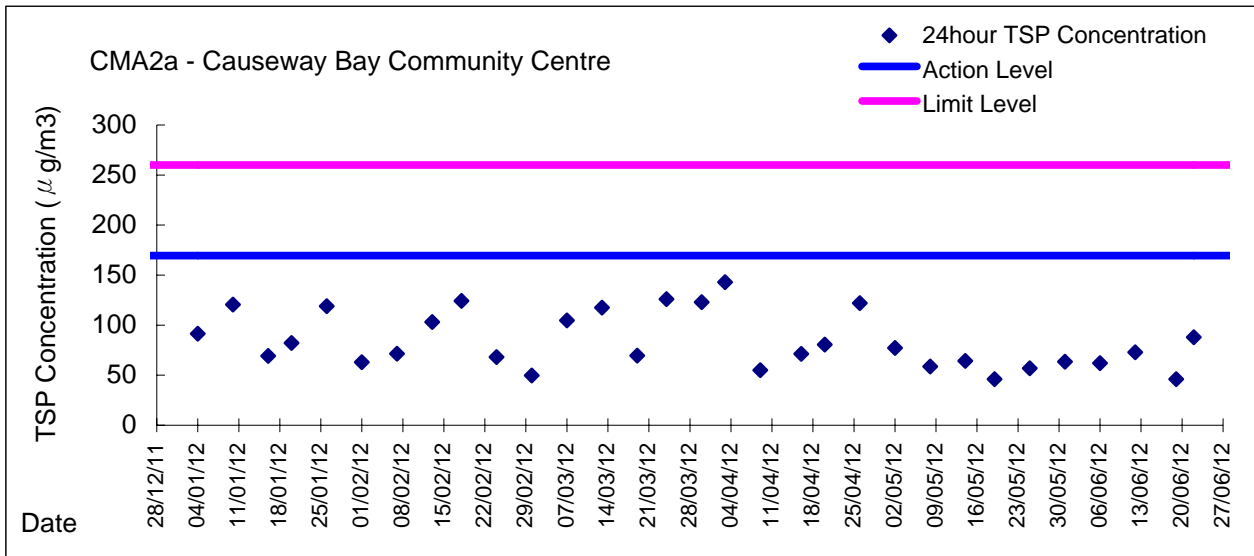
Date	Sampling Time	Weather Condition	Filter paper no.	Filter Weight, g		Elapse Time, hr		Sampling Time, hr	Flow Rate, m^3/min			Total Volume, m^3	TSP Level, $\mu\text{g}/\text{m}^3$
				Initial	Final	Initial	Final		Initial, Q_{si}	Final, Q_{sf}	Average		
1-Jun-12	13:31	Fine	003000	2.7628	2.7698	11861.73	11862.73	1.00	1.37	1.33	1.35	81	86
1-Jun-12	14:35	Fine	002998	2.7703	2.7769	11862.73	11863.73	1.00	1.24	1.20	1.22	73	90
1-Jun-12	15:40	Fine	002996	2.7765	2.7844	11863.73	11864.73	1.00	1.35	1.33	1.34	80	98
7-Jun-12	8:00	Fine	003085	2.8057	2.8098	11888.73	11889.73	1.00	1.19	1.25	1.22	73	56
7-Jun-12	9:10	Fine	003084	2.8020	2.8065	11889.73	11890.73	1.00	1.15	1.51	1.33	80	56
7-Jun-12	10:20	Fine	003083	2.8038	2.8097	11890.73	11891.73	1.00	1.28	1.36	1.32	79	75
13-Jun-12	13:46	Cloudy	002879	2.8063	2.8099	11915.73	11916.73	1.00	1.24	1.24	1.24	74	48
13-Jun-12	14:49	Cloudy	002877	2.8023	2.8059	11916.73	11917.73	1.00	1.33	1.33	1.33	80	45
13-Jun-12	15:53	Cloudy	002876	2.7831	2.7876	11917.73	11918.73	1.00	1.28	1.28	1.28	77	59
19-Jun-12	14:05	Cloudy	002985	2.7818	2.7939	11942.33	11943.33	1.00	1.36	1.32	1.34	81	150
19-Jun-12	15:07	Cloudy	002979	2.7797	2.7902	11943.33	11944.33	1.00	1.34	1.32	1.33	80	131
19-Jun-12	16:09	Cloudy	002981	2.7773	2.7894	11944.33	11945.33	1.00	1.32	1.32	1.32	79	153
25-Jun-12	8:40	Fine	003079	2.7977	2.8068	11969.97	11970.97	1.00	1.43	1.41	1.42	85	107
25-Jun-12	9:45	Fine	003069	2.8268	2.8354	11970.97	11971.97	1.00	1.41	1.41	1.41	85	101
25-Jun-12	10:50	Fine	003075	2.8223	2.8304	11971.97	11972.97	1.00	1.39	1.41	1.40	84	96



Graphic Presentation of 24 hour TSP Result

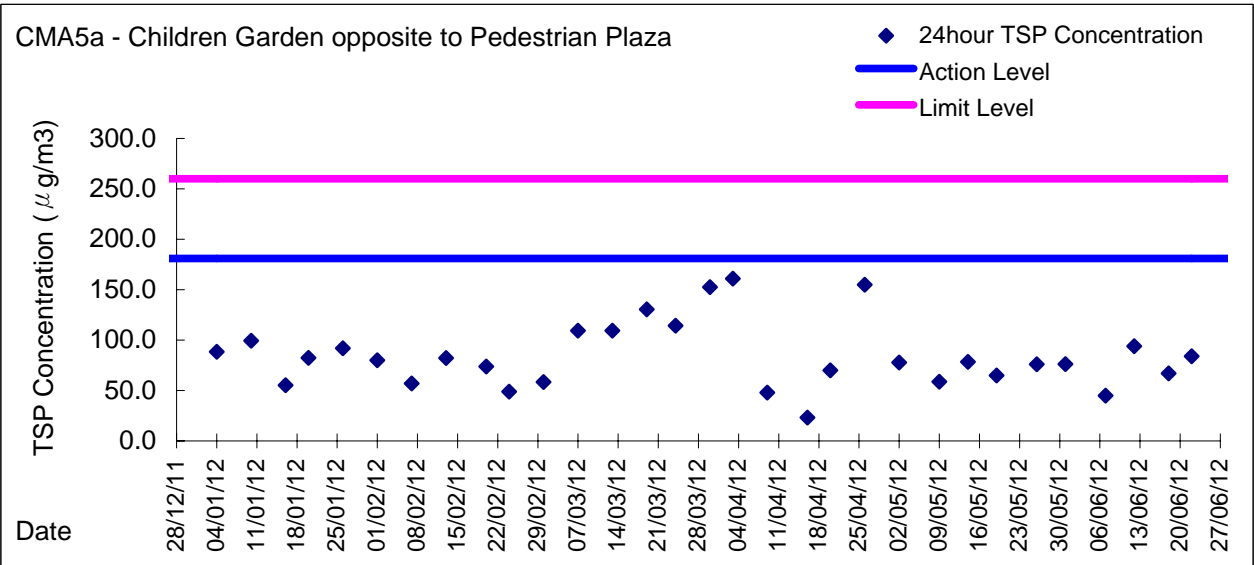


Graphic Presentation of 24 hour TSP Result

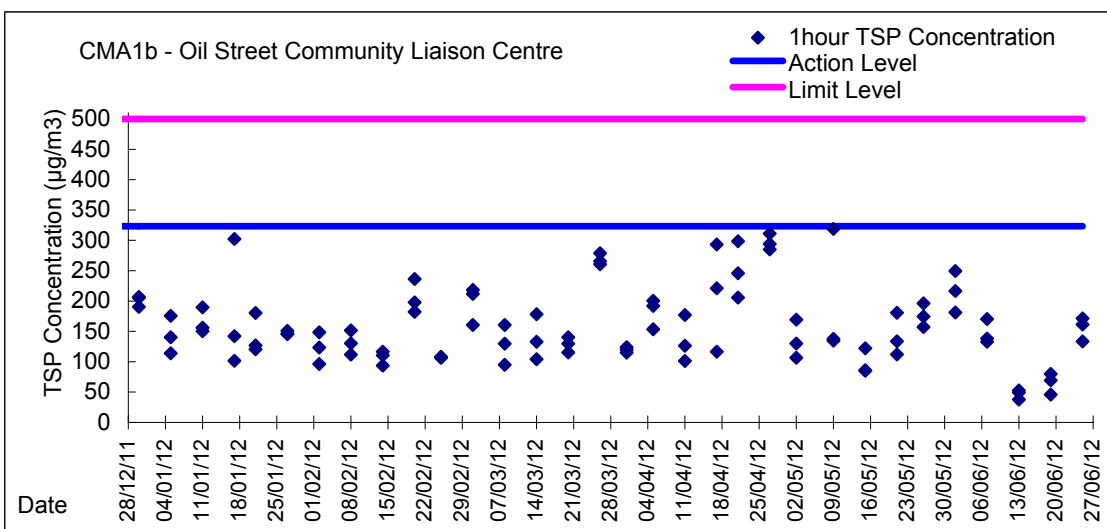
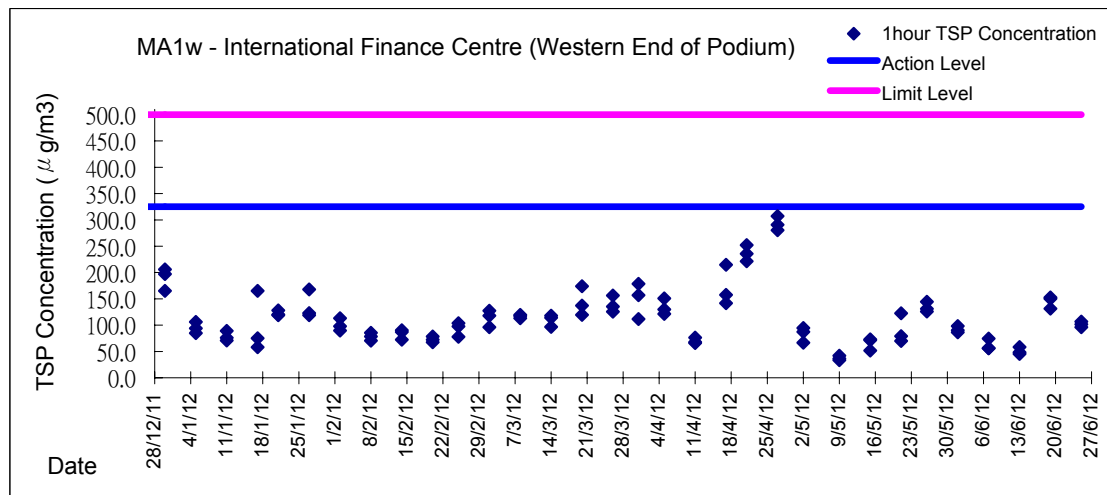
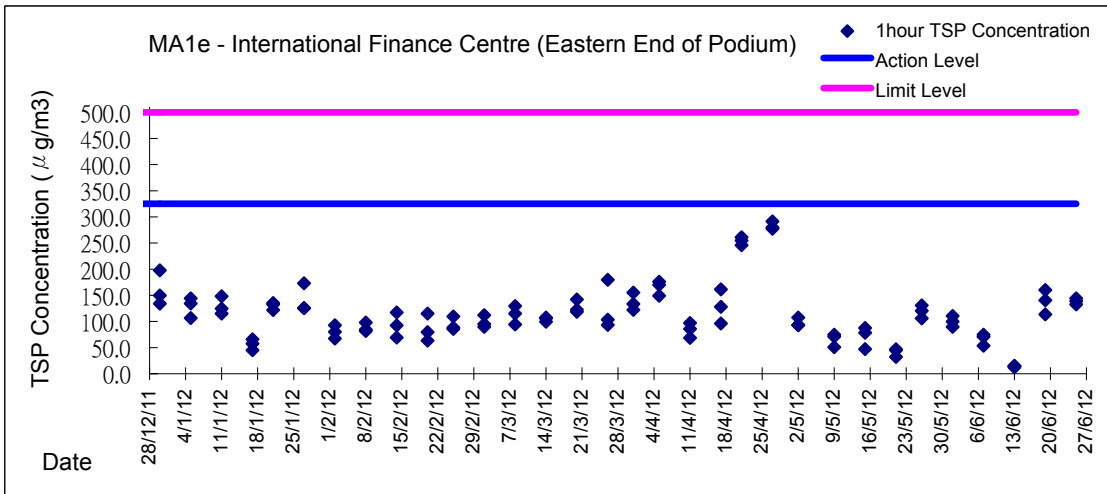




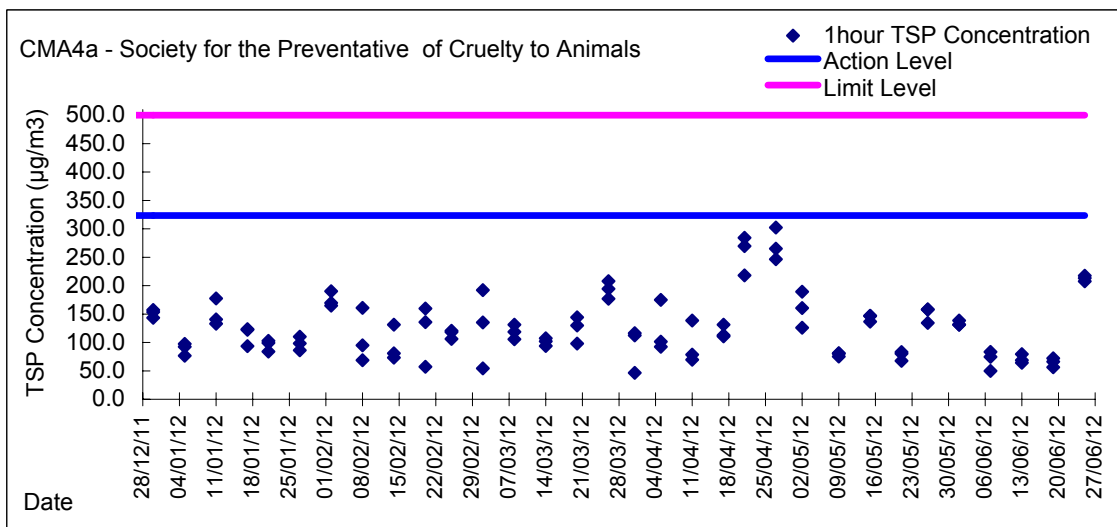
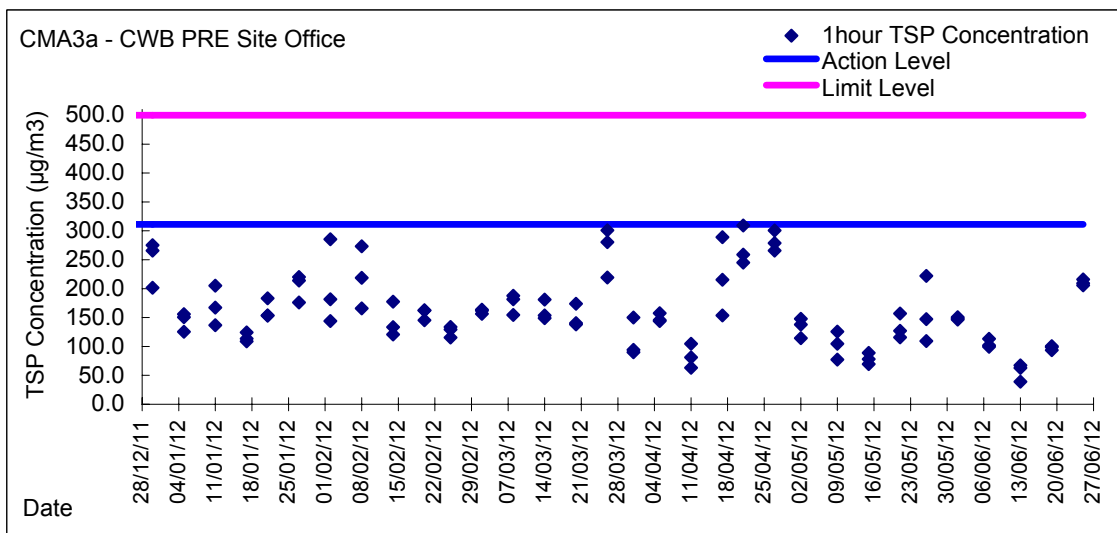
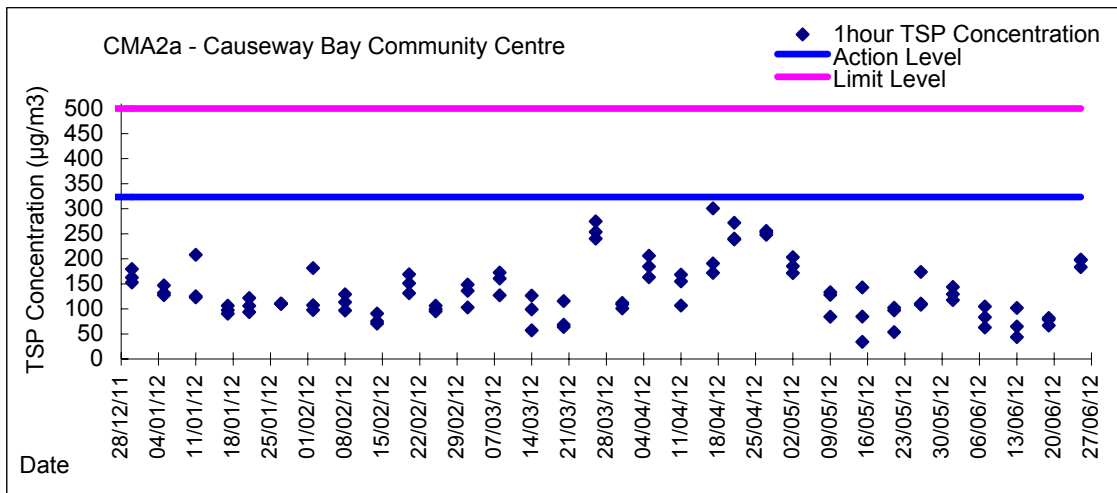
Graphic Presentation of 24 hour TSP Result



Graphic Presentation of 1 hour TSP Result



Graphic Presentation of 1 hour TSP Result



Graphic Presentation of 1 hour TSP Result

